

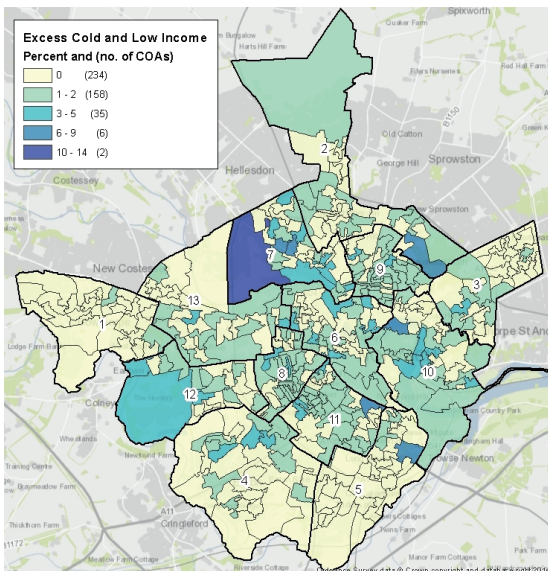
# Housing and Health

Helping you deliver warmer, healthier homes

## Housing stock modelling

Provides estimates at dwelling level for key housing and energy variables including:

- Category 1 HHSRS hazards for excess cold and falls
- Fuel poverty
- Disrepair
- Low income households
- Green Deal and energy planning variables
- Improvement scenario effects



Excess Cold and Low Income Model

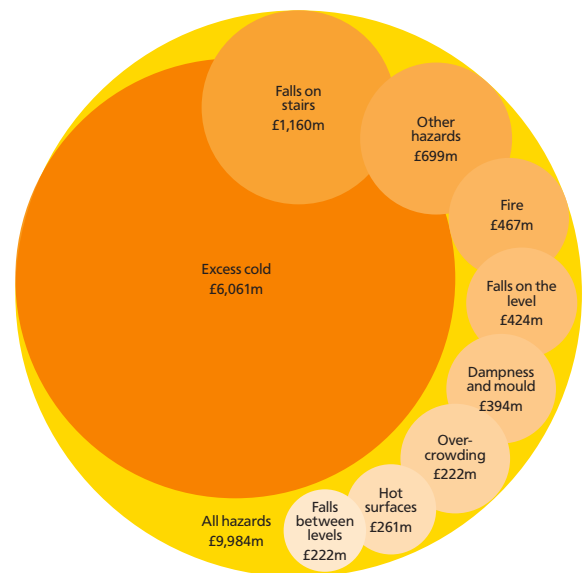
**"Professional and informative service from tender to project delivery"**

Emma Smith, Norwich CC

## Health impact assessment

Uses the BRE Trust publication "The Real Cost of Poor Housing" to:

- Assess the potential short term effect on health and wellbeing
- Quantify costs to the NHS and society of category 1 HHSRS hazards
- Quantify the health benefits of housing improvements
- Identify local authority areas where costs due to hazards are highest
- Make a powerful case for investment in housing
- Calculate potential QALY costs and savings from housing interventions



Relative cost implications of excess cold and other housing issues

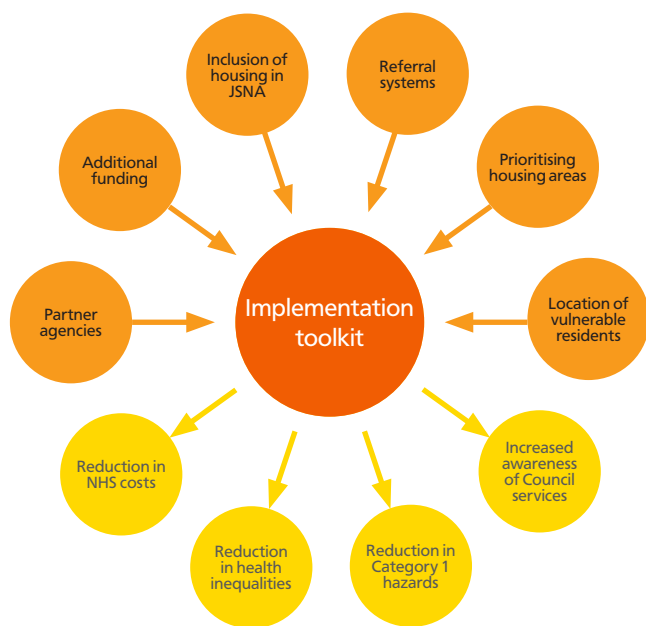
**"The HIA was critical to engaging with Public health which has enabled the funding of our Well Homes Programme"**

Louisa Moss, Thurrock

## Housing Advisory Service

Offers expert assistance in:

- Designing a service to target the improvement of poor housing
- Instigating or building relationships with key partners in health and the community
- Developing local referral systems
- Identifying new funding streams
- Providing marketing and promotional materials
- Helping with project launch events
- Tackling local health inequalities
- Raising awareness of residential service and hazards in the home
- Helping to incorporate housing into clinical pathways
- Evaluating the impact of housing interventions
- Adding value to various interventions to deliver better outcomes



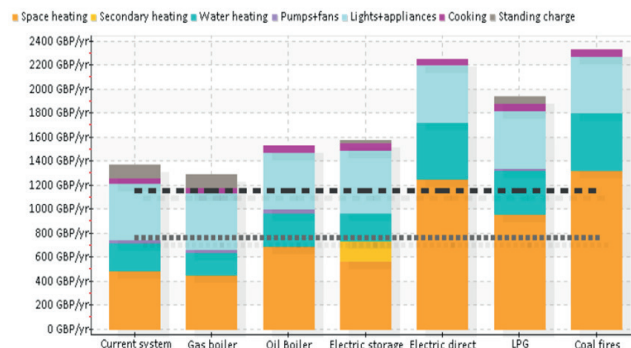
Typical factors and outputs of the Housing Advisory Service

**BRE Group**  
Watford, UK  
WD25 9XX

T +44 (0) 333 321 88 11  
E enquiries@bre.co.uk  
W www.bre.co.uk/fire

## Excess Cold Calculator

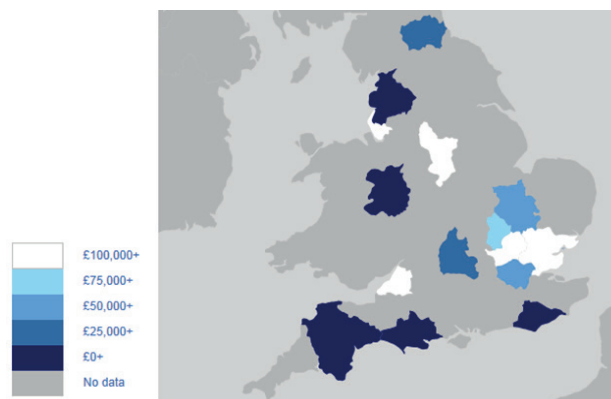
Assisting the assessment of the excess cold hazard in dwellings.



[www.excesscold.com](http://www.excesscold.com)

## Housing Health Cost Calculator

Calculating the health costs of hazards in homes.



[www.housinghealthcosts.org](http://www.housinghealthcosts.org)

## Enquiries

### Rob Flynn

Director, Housing and Health  
flynnr@bre.co.uk

+44 (0) 1923 664139  
+44 (0) 7528 976231

### Ian Watson

Principal Consultant  
watsoni@bre.co.uk

+44 (0) 1923 664539  
+44 (0) 7890 256166

### Chris Johnes

Principal Consultant  
johnesc@bre.co.uk

+44 (0) 1923 664186  
+44 (0) 7890 256165